

Reliability analysis of a single machine subsystem of a cable plant with six maintenance categories

Taj, S.M.; Rizwan, S.M.; Alkali, B.M.; Harrison, D.K.; Taneja , G.L.

Published in:
International Journal of Applied Engineering Research

Publication date:
2017

Document Version
Peer reviewed version

[Link to publication in ResearchOnline](#)

Citation for published version (Harvard):
Taj, SM, Rizwan, SM, Alkali, BM, Harrison, DK & Taneja , GL 2017, 'Reliability analysis of a single machine subsystem of a cable plant with six maintenance categories', *International Journal of Applied Engineering Research* , vol. 12, no. 8, pp. 1752-1757. <<http://www.ripublication.com/Volume/ijaerv12n8.htm>>

General rights

Copyright and moral rights for the publications made accessible in the public portal are retained by the authors and/or other copyright owners and it is a condition of accessing publications that users recognise and abide by the legal requirements associated with these rights.

Take down policy

If you believe that this document breaches copyright please view our takedown policy at <https://edshare.gcu.ac.uk/id/eprint/5179> for details of how to contact us.

Reliability Analysis of a Single Machine Subsystem of a Cable Plant with Six Maintenance Categories

Taj SZ¹, Rizwan SM², Alkali BM³, Harrison DK⁴ and Taneja GL⁵

^{1&2}Department of Mathematics & Statistics, Caledonian College of Engineering, Sultanate of Oman

^{3&4}Department of Mechanical Engineering, Glasgow Caledonian University, Scotland, UK

⁵Department of Mathematics, Maharshi Dayanand University, Haryana, India

Abstract – The paper presents a reliability analysis of a single machine subsystem of a cable plant. Seven years maintenance data of a cable plant have been collected. Six types of maintenance practices noted for the subsystem: electrical repair, electronic repair, mechanical repair, thermal repair, minor preventive maintenances and major scheduled preventive maintenances. The subsystem is repaired on normal failures and minor preventive maintenances are performed at random whereas the major preventive maintenances are carried out on scheduled basis. Subsystem is analyzed using semi Markov process and regenerative point technique. Reliability indices of interest such as mean time to subsystem failure, availability of the subsystem, expected busy period of the repairman and expected number of subsystem repairs, are obtained. Simulated results are shown through necessary graphs.

Keywords - reliability, semi Markov process, regenerative point technique, failure, repair, preventive maintenance, cable plant.

NOTATIONS

MTSF	Mean time to subsystem failure
MPM	Minor preventive maintenance
MSPM	Major scheduled preventive maintenance
PM	Preventive maintenance
S_i	State i
α_1	Estimated value of rate of requirement of MPM
α_2	Estimated value of rate of requirement of MSPM
β_1	Estimated value of electrical failure rate
β_2	Estimated value of electronic failure rate
β_3	Estimated value of mechanical failure rate
β_4	Estimated value of thermal failure rate
pdf	Probability density function
$f_1(t)$	pdf of MPM times
$f_2(t)$	pdf of MSPM times
$g_1(t)$	pdf of electrical repair times
$g_2(t)$	pdf of electronic repair times
$g_3(t)$	pdf of mechanical repair times
$g_4(t)$	pdf of thermal repair times
λ_1	Estimated value rate of performing MPM
λ_2	Estimated value of rate of performing MSPM
γ_1	Estimated value of electrical repair rate
γ_2	Estimated value of electronic repair rate
γ_3	Estimated value of mechanical repair rate
γ_4	Estimated value of thermal repair rate
Q_{ij}	Cumulative distribution function from S_i to S_j
q_{ij}	pdf from S_i to S_j

©	Laplace convolution
⊗	Laplace Stieltje's convolution
*/LT	Laplace transform
**/LST	Laplace Stieltje's transform

I. INTRODUCTION

Many researchers have contributed in the area of reliability modeling and analysis while dealing with real industrial problems under different operating conditions and assumptions. Rizwan et al. [1-3] wrote about real case analysis of a hot standby system and desalination plant where the reliability indices of interest are obtained and the cost benefit analysis of the systems are carried out. Padmavathi et al. [4] further analysed an evaporator of a desalination plant with online repair and emergency shutdowns. Mathew et al. [5-7] discussed the reliability of a continuous casting plant operating under different conditions. Gupta and Gupta [8] performed stochastic analysis of a one unit system with post inspection, post repair, preventive maintenance and replacement. Rizwan et al. [9] discussed a general model for reliability analysis of a domestic waste water treatment plant. Malhotra and Taneja [10] analysed a two unit cold standby system where the operation of units is demand dependent. Recently, Rizwan et al. [11] carried out reliability and availability analysis of an anaerobic batch reactor treating fruit and vegetable waste. For general reference, a book authored by Way Kuo and Ming J. Zuo [12] may be consulted. Thus, methodology for system analysis under various failure and maintenance assumptions has been widely presented in the literature and the novelty of this work lies in its case study. Electric cables being widely used in construction industry, and therefore the analysis of cable manufacturing plants is of great importance from reliability perspective. The numerical results obtained in terms of reliability indices are helpful in understanding the significance of these failures/maintenances on cable plant availability and assess the impact of these failures on the overall profitability of the plant.

Thus, the paper is an attempt to present the case analysis of a single machine subsystem of a cable plant using the maintenance data of seven years from operations and maintenance reports of a cable plant in Sultanate of Oman. Based on the various operating states of the subsystem, a detailed subsystem analysis is carried out using semi Markov process and regenerative point technique. Outcome of the entire analysis is measured in terms of overall system effectiveness such as mean time to subsystem failure (MTSF), availability of the subsystem, expected busy

period of the repairman and expected number of subsystem repairs. Simulated results are demonstrated graphically.

II. DESCRIPTION OF THE SUBSYSTEM

Maintenance data of the cable plant depicts six types of maintenances for the subsystem i.e. electrical repair, electronic repair, mechanical repair, thermal repair, minor preventive maintenance (MPM) and major scheduled preventive maintenance (MSPM). Possible transition states of the subsystem are described below:

State 0 (S_0): subsystem is operative

State 1 (S_1): subsystem is down, undergoing MPM

State 2 (S_2): subsystem is down, undergoing MSPM

State 3 (S_3): subsystem has failed, undergoing electrical repair

State 4 (S_4): subsystem has failed, undergoing electronic repair

State 5 (S_5): subsystem has failed, undergoing mechanical repair

State 6 (S_6): subsystem has failed, undergoing thermal repair

The subsystem regenerates and works as new after preventive maintenance (PM) or repair is carried out. Table 1 gives the rates of transition from S_i to S_j . 0 denotes for no transition to the mentioned state. Failure rates are taken as exponential whereas repair/PM rates are arbitrary.

$S_i \backslash S_j$	S_0	S_1	S_2	S_3	S_4	S_5	S_6
S_0	0	α_1	α_2	β_1	β_2	β_3	β_4
S_1	$f_1(t)$	0	0	0	0	0	0
S_2	$f_2(t)$	0	0	0	0	0	0
S_3	$g_1(t)$	0	0	0	0	0	0
S_4	$g_2(t)$	0	0	0	0	0	0
S_5	$g_3(t)$	0	0	0	0	0	0
S_6	$g_4(t)$	0	0	0	0	0	0

Table 1: Rates for the subsystem

Table 2 shows the values of rates of repair/failure and rates of performing/requirement of PM estimated for the subsystem from the maintenance data of the plant.

S.No.	Rate (/hour)	Value (/hour)
1	α_1 , rate of requirement of MPM	0.001423033
2	α_2 , rate of requirement of MSPM	0.000463760
3	β_1 , electrical failure rate	0.002133241
4	β_2 , electronic failure rate	0.000390684
5	β_3 , mechanical failure rate	0.002454124
6	β_4 , thermal failure rate	0.000892342
7	λ_1 , rate of performing MPM	0.854700855
8	λ_2 , rate of performing MSPM	0.043887147
9	γ_1 , electrical repair rate	0.150557407
10	γ_2 , electronic repair rate	0.190779014
11	γ_3 , mechanical repair rate	0.136066763
12	γ_4 , thermal repair rate	0.181147266

Table2: Estimated values of rates for the subsystem

III. TRANSITION PROBABILITIES AND MEAN SOJOURN TIMES

Possible transition states of the subsystem are described in section II. $S_0, S_1, S_2, S_3, S_4, S_5,$ and S_6 are regenerative states from where the subsystem regenerates after PM or repair as necessary.

Transition probabilities from S_i to S_j are given by equations (1-12)

$$dQ_{01}(t) = \alpha_1 e^{-(\alpha_1 + \alpha_2 + \beta_1 + \beta_2 + \beta_3 + \beta_4)t} dt \quad (1)$$

$$dQ_{02}(t) = \alpha_2 e^{-(\alpha_1 + \alpha_2 + \beta_1 + \beta_2 + \beta_3 + \beta_4)t} dt \quad (2)$$

$$dQ_{03}(t) = \beta_1 e^{-(\alpha_1 + \alpha_2 + \beta_1 + \beta_2 + \beta_3 + \beta_4)t} dt \quad (3)$$

$$dQ_{04}(t) = \beta_2 e^{-(\alpha_1 + \alpha_2 + \beta_1 + \beta_2 + \beta_3 + \beta_4)t} dt \quad (4)$$

$$dQ_{05}(t) = \beta_3 e^{-(\alpha_1 + \alpha_2 + \beta_1 + \beta_2 + \beta_3 + \beta_4)t} dt \quad (5)$$

$$dQ_{06}(t) = \beta_4 e^{-(\alpha_1 + \alpha_2 + \beta_1 + \beta_2 + \beta_3 + \beta_4)t} dt \quad (6)$$

$$dQ_{10}(t) = f_1(t) dt \quad (7)$$

$$dQ_{20}(t) = f_2(t) dt \quad (8)$$

$$dQ_{30}(t) = g_1(t) dt \quad (9)$$

$$dQ_{40}(t) = g_2(t) dt \quad (10)$$

$$dQ_{50}(t) = g_3(t) dt \quad (11)$$

$$dQ_{60}(t) = g_4(t) dt \quad (12)$$

Using the definition [1] of nonzero elements p_{ij} , we get equations (13-24)

$$p_{01} = \frac{\alpha_1}{\alpha_1 + \alpha_2 + \beta_1 + \beta_2 + \beta_3 + \beta_4} \quad (13)$$

$$p_{02} = \frac{\alpha_2}{\alpha_1 + \alpha_2 + \beta_1 + \beta_2 + \beta_3 + \beta_4} \quad (14)$$

$$p_{03} = \frac{\beta_1}{\alpha_1 + \alpha_2 + \beta_1 + \beta_2 + \beta_3 + \beta_4} \quad (15)$$

$$p_{04} = \frac{\beta_2}{\alpha_1 + \alpha_2 + \beta_1 + \beta_2 + \beta_3 + \beta_4} \quad (16)$$

$$p_{05} = \frac{\beta_3}{\alpha_1 + \alpha_2 + \beta_1 + \beta_2 + \beta_3 + \beta_4} \quad (17)$$

$$p_{06} = \frac{\beta_4}{\alpha_1 + \alpha_2 + \beta_1 + \beta_2 + \beta_3 + \beta_4} \quad (18)$$

$$p_{10} = f_1^*(0) \quad (19)$$

$$p_{20} = f_2^*(0) \quad (20)$$

$$p_{30} = g_1^*(0) \quad (21)$$

$$p_{40} = g_2^*(0) \quad (22)$$

$$p_{50} = g_3^*(0) \quad (23)$$

$$p_{60} = g_4^*(0) \quad (24)$$

Equations (25-26) can be easily verified

$$p_{01} + p_{02} + p_{03} + p_{04} + p_{05} + p_{06} = 1 \quad (25)$$

$$p_{10} = p_{20} = p_{30} = p_{40} = p_{50} = p_{60} = 1 \quad (26)$$

Using the definition [1] of mean sojourn time μ_i , we get equations (27-33)

$$\mu_0 = \frac{1}{\alpha_1 + \alpha_2 + \beta_1 + \beta_2 + \beta_3 + \beta_4} \quad (27)$$

$$\mu_1 = \int_0^{\infty} t f_1(t) dt \quad (28)$$

$$\mu_2 = \int_0^{\infty} t f_2(t) dt \quad (29)$$

$$\mu_3 = \int_0^{\infty} t g_1(t) dt \quad (30)$$

$$\mu_4 = \int_0^{\infty} t g_2(t) dt \quad (31)$$

$$\mu_5 = \int_0^{\infty} t g_3(t) dt \quad (32)$$

$$\mu_6 = \int_0^{\infty} t g_4(t) dt \quad (33)$$

IV. RELIABILITY ANALYSIS

A. MTSF

Consider the failed states 3, 4, 5 and 6 of the subsystem as absorbing states. Using simple probabilistic arguments and the definition [1] of $\phi_i(t)$, we get equations (34-36)

$$\phi_0(t) = Q_{01}(t) \otimes \phi_1(t) + Q_{02}(t) \otimes \phi_2(t) + Q_{03}(t) + Q_{04}(t) + Q_{05}(t) + Q_{06}(t) \quad (34)$$

$$\phi_1(t) = Q_{10}(t) \otimes \phi_0(t) \quad (35)$$

$$\phi_2(t) = Q_{20}(t) \otimes \phi_0(t) \quad (36)$$

Taking Laplace Stieltjes transform (LST) of equations (34-36) and solving for $\phi_0^{**}(s)$, we obtain equation (37)

$$\phi_0^{**}(s) = \frac{N(s)}{D(s)} \quad (37)$$

MTSF when the subsystem started at the beginning of state 0 is given by equation (38)

$$\text{MTSF} = \lim_{s \rightarrow 0} \frac{1 - \phi_0^{**}(s)}{s} = \frac{N}{D} \quad (38)$$

where

$$N = \mu_0 + p_{01}\mu_1 + p_{02}\mu_2$$

$$D = p_{03} + p_{04} + p_{05} + p_{06}$$

B. Availability of the subsystem

Using simple probabilistic arguments and the definition [1] of $A_i(t)$, we get equations (39-45)

$$A_0(t) = M_0(t) + q_{01}(t) \otimes A_1(t) + q_{02}(t) \otimes A_2(t) + q_{03}(t) \otimes A_3(t) + q_{04}(t) \otimes A_4(t) + q_{05}(t) \otimes A_5(t) + q_{06}(t) \otimes A_6(t) \quad (39)$$

$$A_1(t) = q_{10}(t) \otimes A_0(t) \quad (40)$$

$$A_2(t) = q_{20}(t) \otimes A_0(t) \quad (41)$$

$$A_3(t) = q_{30}(t) \otimes A_0(t) \quad (42)$$

$$A_4(t) = q_{40}(t) \otimes A_0(t) \quad (43)$$

$$A_5(t) = q_{50}(t) \otimes A_0(t) \quad (44)$$

$$A_6(t) = q_{60}(t) \otimes A_0(t) \quad (45)$$

here, $M_0(t) = e^{-(\alpha_1 + \alpha_2 + \beta_1 + \beta_2 + \beta_3 + \beta_4)t}$

Taking Laplace transform (LT) of equations (39-45) and solving for $A_0^*(s)$, we get equation (46)

$$A_0^*(s) = \frac{N_1(s)}{D_1(s)} \quad (46)$$

In steady state, availability of the subsystem is given by equation (47)

$$A_0 = \lim_{s \rightarrow 0} s A_0^*(s) = \frac{N_1}{D_1} \quad (47)$$

where

$$N_1 = \mu_0$$

$$D_1 = \mu_0 + p_{01}\mu_1 + p_{02}\mu_2 + p_{03}\mu_3 + p_{04}\mu_4 + p_{05}\mu_5 + p_{06}\mu_6$$

C. Busy period of the repairman

C.I. Expected busy period of the repairman (electrical repair)

Using simple probabilistic arguments and the definition [1] of $B_i(t)$, we get equations (48-54)

$$B_{10}(t) = q_{01}(t) \otimes B_{11}(t) + q_{02}(t) \otimes B_{12}(t) + q_{03}(t) \otimes B_{13}(t) + q_{04}(t) \otimes B_{14}(t) + q_{05}(t) \otimes B_{15}(t) + q_{06}(t) \otimes B_{16}(t) \quad (48)$$

$$B_{11}(t) = q_{10}(t) \otimes B_{10}(t) \quad (49)$$

$$B_{12}(t) = q_{20}(t) \otimes B_{10}(t) \quad (50)$$

$$B_{13}(t) = W_3(t) + q_{30}(t) \otimes B_{10}(t) \quad (51)$$

$$B_{14}(t) = q_{40}(t) \otimes B_{10}(t) \quad (52)$$

$$B_{15}(t) = q_{50}(t) \otimes B_{10}(t) \quad (53)$$

$$B_{16}(t) = q_{60}(t) \otimes B_{10}(t) \quad (54)$$

here, $W_3(t) = \overline{G_1}(t)$

Taking LT of equations (48-54) and solving for $B_{10}^*(s)$, we obtain equation (55)

$$B_{10}^*(s) = \frac{N_2(s)}{D_1(s)} \quad (55)$$

In steady state, expected busy period of the repairman (electrical repair) is given by equation (56)

$$B_{10} = \lim_{s \rightarrow 0} s B_{10}^*(s) = \frac{N_2}{D_1} \quad (56)$$

where

$$N_2 = p_{03}\mu_3$$

$$D_1 \text{ is already specified}$$

Proceeding in the same way as in section C.I, the following results are achieved:

C.II. In steady state, expected busy period of the repairman (electronic repair) is given by equation (57)

$$B_{20} = \frac{N_3}{D_1} \quad (57)$$

where

$$N_3 = p_{04}\mu_4$$

$$D_1 \text{ is already specified}$$

C.III. In steady state, expected busy period of the repairman (mechanical repair) is given by equation (58)

$$B_{30} = \frac{N_4}{D_1} \quad (58)$$

where

$$N_4 = p_{05}\mu_5$$

$$D_1 \text{ is already specified}$$

C.IV. In steady state, expected busy period of the repairman (thermal repair) is given by equation (59)

$$B_{40} = \frac{N_5}{D_1} \quad (59)$$

where

$$N_5 = p_{06}\mu_6$$

$$D_1 \text{ is already specified}$$

D. Number of subsystem repairs

D.I. Expected number of electrical repairs

Using simple probabilistic arguments and the definition [1] of $R_i(t)$, we get equations (59-65)

$$R_{10}(t) = Q_{01}(t) \otimes R_{11}(t) + Q_{02}(t) \otimes R_{12}(t) + Q_{03}(t) \otimes R_{13}(t) + Q_{04}(t) \otimes R_{14}(t) + Q_{05}(t) \otimes R_{15}(t) + Q_{06}(t) \otimes R_{16}(t) \quad (59)$$

$$R_{11}(t) = Q_{10}(t) \otimes R_{10}(t) \quad (60)$$

$$R_{12}(t) = Q_{20}(t) \otimes R_{10}(t) \quad (61)$$

$$R_{13}(t) = Q_{30}(t) \otimes \{1 + R_{10}(t)\} \quad (62)$$

$$R_{14}(t) = Q_{40}(t) \otimes R_{10}(t) \quad (63)$$

$$R_{15}(t) = Q_{50}(t) \otimes R_{10}(t) \quad (64)$$

$$R_{16}(t) = Q_{60}(t) \otimes R_{10}(t) \quad (65)$$

Taking LST of equations (59-65) and solving for $R_{10}^{**}(s)$, we get equation (66)

$$R_{10}^{**}(s) = \frac{N_6(s)}{D_1(s)} \quad (66)$$

In steady state, expected number of electrical repairs per unit time is given by equation (67)

$$R_{10} = \lim_{s \rightarrow 0} s R_{10}^{**}(s) = \frac{N_6}{D_1} \quad (67)$$

where

$$N_6 = p_{03}$$

$$D_1 \text{ is already specified}$$

Proceeding in the same way as in section D.I, the following results are achieved:

D.II. In steady state, expected number of electronic repairs per unit time is given by equation (68)

$$R_{20} = \frac{N_7}{D_1} \quad (68)$$

where

$$N_7 = p_{04}$$

$$D_1 \text{ is already specified}$$

D.III. In steady state, expected number of mechanical repairs per unit time is given by equation (69)

$$R_{30} = \frac{N_8}{D_1} \quad (69)$$

where

$$N_8 = p_{05}$$

$$D_1 \text{ is already specified}$$

D.IV. In steady state, expected number of thermal repairs per unit time is given by equation (70)

$$R4_0 = \frac{N_9}{D_1} \quad (70)$$

where

$$N_9 = p_{06}$$

D_1 is already specified

V. PARTICULAR CASE

Assume that the failure times and other times as well follow exponential distribution i.e.

$$f_1(t) = \lambda_1 e^{-\lambda_1 t} \quad (71)$$

$$f_2(t) = \lambda_2 e^{-\lambda_2 t} \quad (72)$$

$$g_1(t) = \gamma_1 e^{-\gamma_1 t} \quad (73)$$

$$g_2(t) = \gamma_2 e^{-\gamma_2 t} \quad (74)$$

$$g_3(t) = \gamma_3 e^{-\gamma_3 t} \quad (75)$$

$$g_4(t) = \gamma_4 e^{-\gamma_4 t} \quad (76)$$

Using the estimated values given in table 2 and equations 1-76, following reliability indices are obtained:

MTSF= 172.43006 hours

Availability of the subsystem = 0.95110

Expected busy period of the repairman (electrical repair) = 0.01348

Expected busy period of the repairman (electronic repair) = 0.00195

Expected busy period of the repairman (mechanical repair) = 0.01716

Expected busy period of the repairman (thermal repair) = 0.00469

Expected number of electrical repairs = 0.00203/hour

Expected number of electronic repairs = 0.00037/hour

Expected number of mechanical repairs = 0.00233/hour

Expected number of thermal repairs = 0.00085/hour

VI. GRAPHICAL INTERPRETATION

Figures 1, 2, 3 and 4 show the trend of MTSF, availability of the subsystem, expected busy period of the repairman and expected number of subsystem repairs respectively when plotted against failure rate.

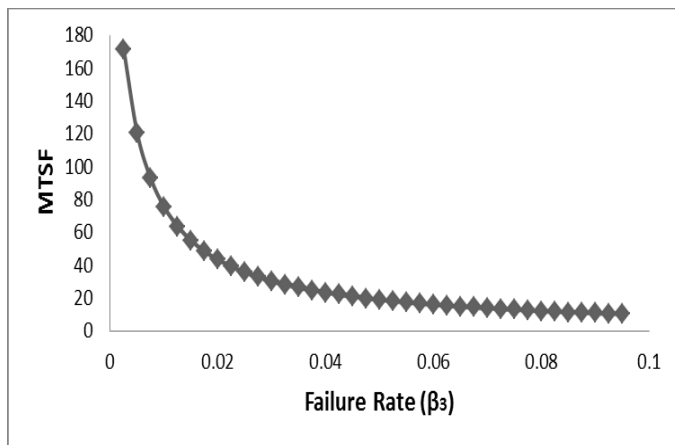


Figure 1

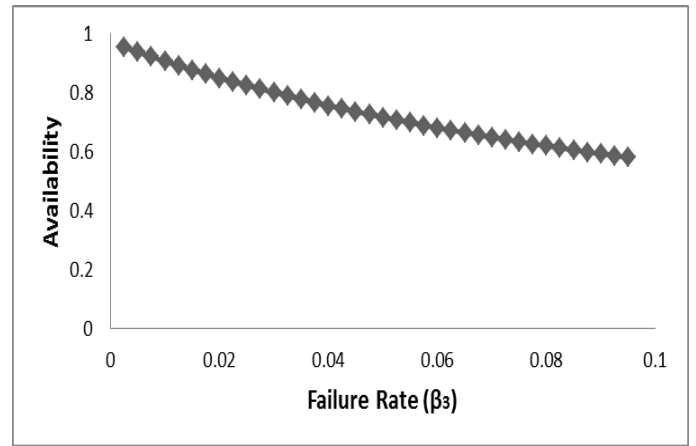


Figure 2

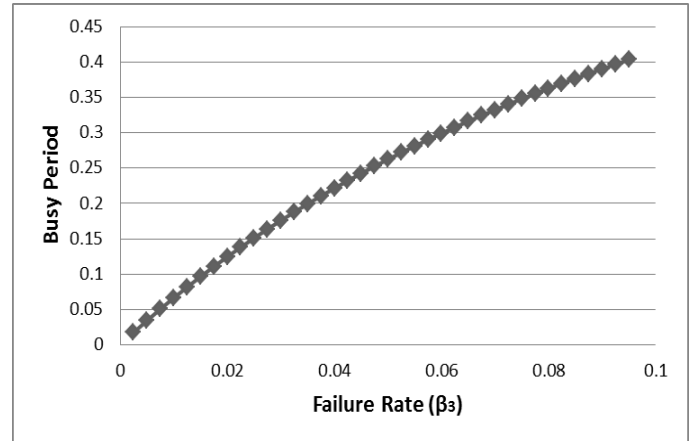


Figure 3

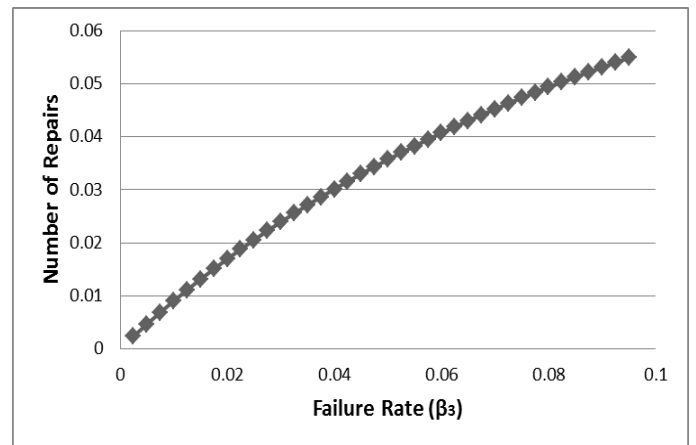


Figure 4

VII. CONCLUSION

Reliability indices for a single machine subsystem of a cable plant with six maintenance categories are obtained, to measure the sub system effectiveness in terms of mean time to subsystem failure (MTSF), availability of the subsystem, expected busy period of the repairman and expected number of subsystem repairs. Necessary simulated results are shown graphically. There is potential scope of extending the work further for double machine subsystems analysis with various online/offline maintenance strategies.

References

- [1] Rizwan, S. M., Khurana, V., and Taneja, G., 2010, "Reliability Analysis of a Hot Standby Industrial System," *International Journal of Modeling and Simulation*, 30(3), pp. 315-322.
- [2] Rizwan, S. M., Padmavathi, N., Pal, A., and Taneja, G., 2013, "Reliability Analysis of a Seven Unit Desalination Plant with Shutdown During Winter Season and Repair/Maintenance on FCFS Basis," *International Journal of Modeling and Simulation*, 9(5), pp. 523-528.
- [3] Rizwan, S. M., Padmavathi, N., and Taneja, G., 2015, "Performance Analysis of a Desalination Plant as a Single Unit with Mandatory Shutdown During Winter", *Aryabhatta Journal of Mathematics and Informatics*, 7(1), pp. 195-202.
- [4] Padmavathi, N., Rizwan, S. M., Pal, A., and Taneja, G., 2012, "Reliability Analysis of an Evaporator of a Desalination Plant with Online Repair and Emergency Shutdowns," *Aryabhatta Journal of Mathematics and Informatics*, 4(1), pp. 1-12.
- [5] Mathew, A. G., Rizwan, S. M., Majumder, M.C., Ramachandran, K. P., and Taneja, G., 2010, "Reliability Modeling and Analysis of a Two Unit Parallel CC Plant with Different Installed Capacities," *Journal of Manufacturing Engineering*, 5(3), pp. 197-204.
- [6] Mathew, A. G., Rizwan, S. M., Majumder, M. C., and Ramachandran, K. P., 2011, "Reliability Modelling and Analysis of a Two Unit Continuous Casting Plant," *Journal of the Franklin Institute*, 348, pp. 1488-1505.
- [7] Mathew, A. G., Rizwan, S. M., Majumder, M.C., Ramachandran, K. P., and Taneja, G., 2011, "Reliability Analysis of an Identical Two Unit Parallel CC Plant System Operative with Full Installed Capacity," *International Journal of Performability Engineering*, 7(2), pp. 179-185.
- [8] Gupta, S., and Gupta, S. K., 2013, "Stochastic Analysis of a Reliability Model of One Unit System with Post Inspection, Post Repair, Preventive Maintenance and Replacement," *International Journal of Mechanical Engineering and Robotics Research*, 2(2), pp. 178-188.
- [9] Rizwan, S. M., Thanikal, J. V., and Michel, T., 2014, "A General Model for Reliability Analysis of a Domestic Waste Water Treatment Plant," *International Journal of Condition Monitoring and Diagnostic Engineering Management*, 17(3), pp. 3-6.
- [10] Malhotra, R., and Taneja, G., 2014, "Stochastic Analysis of a Two Unit Cold Standby System wherein Both Units May Become Operative Depending Upon the Demand," *Journal of Quality and Reliability Engineering*, pp. 1-13.
- [11] Rizwan, S. M., Thanikal, J. V., Padmavathi, N., and Yazidi, H., 2015, "Reliability and Availability Analysis of an Anaerobic Batch Reactor Treating Fruit and Vegetable Waste", *International Journal of Applied Engineering Research*, 10(24), pp. 44075-44079.
- [12] Kuo, W., and Zuo, M. J., 2003, *Optimal Reliability Modeling: Principles and Applications*, John Wiley & Sons.